

### 3.9 Explaining prepositions

Students will constantly meet prepositions in speech, instructions from teachers, textbooks, signs in the school, and so on. They will need to understand them and use them accurately in their own responses and written work.

Prepositions may be divided into three basic categories. The following are commonly found in textbooks and curriculum literature:

**Prepositions (phrases) of place** – in, on, beside, under, below, above, near, opposite, between, behind, inside, outside, far from, in front of, next to.
















**Prepositions (phrases) of movement** – from, to, into, out of, up, down, over, under, round, along, across, through, past, onto, off.

**Prepositions (phrases) of time** – in, on, at, every day, this morning, yesterday, tomorrow, last week, next week/month, from \_\_\_\_ to \_\_\_\_ .

Prepositions are particularly important for students when writing text, including essays and examination answers.

It is easier for students to understand prepositions of place when explanations are illustrated. It's also a good idea to get students to create their own visual examples.

This shows how explanations may be made visual:

 behind	 in front	 on top of
 beside	 around	 to
 in	 between	 from
 under	 out	 off
 on	 through	 over