

Maths

Trigonometry

It is not necessary to carry out all the activities contained in this unit. Please see *Teachers' Notes* for explanations, additional activities, and tips and suggestions.

Theme	Trigonometry	
All students: Activities that are suitable for Learning Support, Language Support and the Mainstream Subject Class include:	Keywords	3
	Vocabulary File	4-5
	Completing Sentences	11
	Multiple Choice	12
	Wordsearch	15
Learning support and Language support: Activities suitable for students receiving Learning or Language Support include:	Working with words	6
	Picture Sentences	7
	Odd One Out	8
	Maths Keywords	9
	Unscramble the letters	10
	Alphaboxes	14
	Play Snap	16-19
Language support: Additional activities for Language Support:	Grammar points	13
Levels for Language Support	A1 – B1 The language level of each activity is indicated in an information box.	
Learning focus	Using Maths textbooks and accessing curriculum content and learning activities.	
Acknowledgement	The <i>English Language Support Programme</i> acknowledges the permission of Gill and Macmillan to reproduce excerpts from <i>Shortcuts to Success. Maths. Junior Certificate Ordinary Level</i> by Mark Halpin.	

Note: The categorisation of activities is indicative only and should not prevent teachers from using any activities that are considered suitable for a particular group of students.

Making the best use of these units

Learning Record

A copy of the Learning Record should be distributed to each learning support and language support student.

Students should:

1. Write the subject and topic on the record.
2. Tick off/date the different statements as they complete activities.
3. Keep the record in their files along with the work produced for this unit.
4. Use this material to support mainstream subject learning.

Introduction of a topic or activity should ensure that students understand **what** they are doing and **why**. Many students will have some difficulty in understanding both the language in the activity and the instructions/purpose for carrying out the activity.

You can create your **personal teaching resource** by printing these units in full and filing them by subject in a large ring binder.

Encourage students to:

- Bring the relevant **subject textbooks** to learning/language support class. It does not matter if they have different textbooks as the activities in these units refer to vocabulary and other items that will be found in all subject textbooks. These units are based on curriculum materials.
- Take some **responsibility for their own learning** programmes by:



Developing a **personal dictionary** for different subjects, topics, and other categories of language, on an on-going basis. This prompt is a reminder.

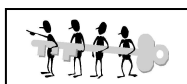


Have you ticked this activity on your Learning Record?

Recording what they have learnt on the **Learning Record**, which should be distributed at the start of each unit.



Keeping their own **files** with good examples of the work produced for different subjects and topics. This file will be an invaluable **learning resource** in supporting mainstream learning.



Indicates that answers may be found at the end of the unit.

Don't forget that many of the activities in these units are also suitable as **homework** tasks or for **self-study**.

Keywords

The list of keywords for this unit is as follows:

Nouns

angle
calculator
cos (cosine)
degrees
distance
equation
flagpole
formula
function
ground
hypotenuse
ladder
length
measurement
plane
Pythagoras
ratio
sides
sin (sine)
speed
step
tan (tangent)
x

Verbs

to calculate
to construct
to draw
to evaluate
to find
to form
to give
to intersect
to investigate
to join

to leave
to let
to measure
to plot
to prove
to show
to travel

Adjectives

adjacent
adj (adjacent)
after
false
following
known
longest
nearest
opposite
opp (opposite)
perpendicular
Pythagorean
straight
trigonometric
true
vertical

Other

from
vertically

Symbols

$|ab|$ length from point a to point b
 $\angle abc$ angle formed as you move from point a to point b to point c
 70° 70 degrees

NAME: _____ DATE: _____
MATHS: Trigonometry

Vocabulary file 1

Word	Meaning	Note or example*
equation		
degree		
formula		
length		
measurement		
ratio		

*You may wish to write a sentence or phrase, make a note of the page in your textbook where this word appears or, if English is not your first language, provide a translation into your language.



Get your teacher to check this, then file it in your folder.

NAME: _____ DATE: _____
MATHS: Trigonometry

Vocabulary file 2

Word	Meaning	Note or example
adjacent		
opposite		
perpendicular		
vertical		
to plot		
to show		



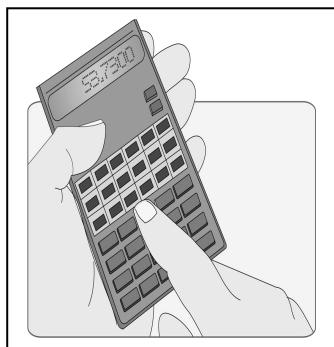
Get your teacher to check this and then file it in your folder.

Language Level: A1
Type of activity: pairs or individual
Suggested time: 10 minutes




Working with words

1. Tick the correct answer



- a) a compass
- b) a calculator
- c) a mobile phone
- d) a watch

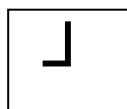


- a) a flagpole
- b) a street lamp
- c) a goal post
- d) a stick

2. Tick which answer you think is best.

In maths, trigonometry is about:

- a) the sizes of angles and the lengths of the sides of a triangle.
- b) numbers and amounts which are shown in letters and symbols
- c) collecting and studying numbers to show information

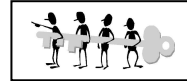


The symbol in the box means:

- a) a 360° angle
- b) a 180° angle
- c) a 90° angle

NAME: _____ DATE: _____
MATHS: Trigonometry

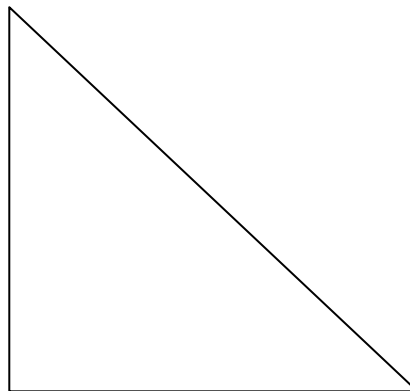
Language Level: A1
Type of activity: pairs or individual
Suggested time: 30 minutes



Picture Sentences

1. This is a right-angled triangle.

Read the descriptions below of the hypotenuse, opposite and adjacent and see if you can label them on the triangle. You can check this in your textbook.



Hypotenuse - opposite the 90° angle

Opposite - opposite the second given angle

Adjacent - the side which joins the two angles

2. Put these words in the correct order to form instructions.

hypotenuse the length find of the

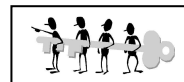
the side the find length of marked x

the triangle why right angled explain is

NAME: _____ DATE: _____

MATHS: Trigonometry

Language Level: A1 / A2
Type of activity: pairs or individual
Suggested time: 20 minutes



Odd One Out

1. Circle the word which does not fit with the other words in each line.

Example: *apple* *orange* *banana* **taxi**

sin	tan	cos	water
hypotenuse	angle	bird	triangle
blue	opposite	nearest	adjacent
calculator	grass	measurement	number

2. Find these words in your textbook. Then put them in short sentences in your own words. Use a dictionary if necessary.

adjacent _____

opposite _____

perpendicular _____

vertical _____

straight _____



Check that these key words are in your personal dictionary.

NAME: _____ DATE: _____

MATHS: Trigonometry

Language Level: A2 / B1
Type of activity: individual
Suggested time: 20 minutes



Maths Keywords

1. Fill in the missing letters of the keywords listed below.
On the line next to the keywords, write down whether this word is a noun, an adjective or a verb.

calc__at_r _____

ad__ce_t _____

tri__no__try _____

eva__ate _____

2. Write as many words as possible related to **trigonometry / this unit**.
You have 3 minutes!

NAME: _____ DATE: _____
MATHS: Trigonometry

Language Level: A1 / A2
Type of activity: pairs or individual
Suggested time: 20 minutes



Unscramble the letters

1. This is Maths that deals with triangles GIMORTYNTROE

Answer _____

2. The longest side of a right-angled triangle SEPTYENUHO

Answer _____

3. Something that is next to something else JANACTED

Answer _____

4. The space between two lines that cross each other GALEN

Answer _____




Solve the secret code

English=	A	E	G	I	M	N	O	R	S	T	Y
Code=	B	X	Y	F	D	Q	W	K	L	H	C

example: (code) DFKKWK = MIRROR (English)

HKFYWQWDXHKC FL YKXBH! =

Language Level: A2/B1
Type of activity: pairs or individual
Suggested time: 30 minutes



Completing sentences

The sentences on this page are all instructions from your textbooks. Fill in the blanks in the sentences. Use words from the Word Box below.

1.

In the given diagram

(1) we have two _____ of a right angled triangle.

(2) we are looking for the measure of the third side.

We therefore use the _____ of Pythagoras.

.....

2.

Very important, before using your calculator ensure that it is in DEG mode (for a Sharp _____) or in D mode (for a Casio calculator).

This can be seen on the _____ of the screen.

.....

3.

This is the first of two _____ that are asked very frequently.

Please read _____ and follow the steps below when answering any question of this type.

.....

4.

Again, write _____ sides in fraction form and cross-multiply.

.....

5.

Calculate the _____ of the flagpole.

Word Box

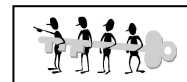
carefully
top

calculator
questions

height
sides

both
theory

Language Level: A2 / B1
Type of activity: individual
Suggested time: 30 minutes



Multiple choice

Read the sample questions and find the correct answer below.

Sample Questions

Question 3

(a) A ladder is shown here leaning against a wall. The bottom of the ladder is 3 m out from the wall.

If the ladder is 4 m in length, calculate p , the angle formed by the ladder and the ground.

(b) If $O = 50^\circ$ and $E = 20^\circ$

Investigate whether the following statements are true or false:

(i) $3 \cos D = \cos 3D$

(ii) $\sin(D + E) = \sin D + \sin E$

(iii) $\tan(D - E) = \tan D - \tan E$

1. What is the ladder shown to be leaning against?

- | | |
|------------|---------------|
| a) a wall | b) a door |
| c) nothing | d) the ground |

2. How far out from the wall is the bottom of the ladder?

- | | |
|---------|---------|
| a) 50 m | b) 20 m |
| c) 3 m | d) 4 m |

3. What is p ?

- | | |
|---------------|-------------|
| a) a ladder | b) an angle |
| c) the ground | d) a wall |

4. Should you use $O = 50^\circ$ and $E = 20^\circ$ in (b)?

- | | |
|--------|-------|
| a) Yes | b) No |
|--------|-------|

5. Should you work out if the statements are true or false?

- | | |
|--------|-------|
| a) Yes | b) No |
|--------|-------|

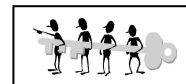
NAME: _____ DATE: _____

MATHS: Trigonometry

Language Level: B1

Type of activity: individual and pairs

Suggested time: 30 minutes



Grammar points

1. Preposition Hunt

Preposition: a word or group of words that is used before a noun or pronoun to show place, direction, time etc.

Circle the 10 prepositions in this box. Score 4 points for each correct answer. Who will score the highest? Perhaps you will. Good luck!

Pythagoras	to	at	perpendicular	from
triangle	draw	up	between	evaluate
of	false	onto	equal	step
out	down	angle	plane	symmetry
image	outline	in	mean	nearest

2. **Missing Prepositions.** The following are six sentences from your maths textbook. Some of the prepositions are missing. Decide which ones.

- Find the height _____ the tower in metres, correct _____ one decimal place.
- A boy is flying a kite _____ a string of length 30m.
- A hot-air balloon is attached _____ the point p _____ a piece of string.
- Find the angle _____ elevation of the sun, correct _____ the nearest degree.
- Find the angle _____ the ladder and the wall.
- Use this information to find the height _____ the Eiffel tower, correct _____ the nearest metre.

4. **Now it's your turn!** Go to your maths textbook and the unit on trigonometry. Rewrite some of the sentences, leaving out the prepositions. Swap your sentences with another student, fill them in and correct them for one another.

NAME: _____ DATE: _____
MATHS: Trigonometry

Alphaboxes

Using your textbook, find one word beginning with each of the letters of the alphabet. Write the word in the relevant box. You could also write the word in your own language.

a	b	c
d	e	f
g	h	i
j	k	l
m	n	o
p	q	r
s	t	u
v	w	xyz

Do you understand all these words?



Get your teacher to check this, then file it in your folder so you can use it in the future.

NAME: _____ DATE: _____
 MATHS: Trigonometry



Word Search

Find the words in the box below.

O S W B Y B N H Y P O T E N U S E Z C J
 A E K S C W N O C V D R U A N G L E F L
 C I Z C C I J L Y A C A L C U L A T O R
 C Y M G W H T A L V P E X E S W E V U E
 P S T T I J S H I F T H F S B I V H L P
 J M L G G B H H K X G A Q U B A Z S K P
 E F Z D G B C K K O Y V H K C O S I N E
 S I N E A R E S T A N G E N T Y D V R B
 S I D L A D D E R K P F K I G U P L R T
 P W T U Q F R N I M Y O S T E P P T I M
 M R H G M N S I D E S O G W A J C O S M
 F P X C U T O V D L D C F L A G P O L E
 U K L H A D J A C E N T A N T K V P F I
 C L Z C X T R I G O N O M E T R I C L H
 Q D I Z N Y H N A M A B G U T P Y G J W
 H J N U J R V G A W N O E V A L U A T E
 L H N R L I U N G M N C A L C U L A T E
 K V B W G B T K D O H F S P P L A N E Q
 Q W Z O R A O P P O S I T E Y H G I J E
 F E J D P G D B J Q A C Y X Z J P M H N

ADJACENT	COSINE	NEAREST	SIN
ANGLE	EVALUATE	OPPOSITE	STEP
CALCULATE	FLAGPOLE	PLANE	TAN
CALCULATOR	HYPOTENUSE	SHIFT	TANGENT
COS	LADDER	SIDES	TRIGONOMETRIC

NAME: _____ DATE: _____
MATHS: Trigonometry

Play Snap

Make Snap cards with 2 sets of the same keywords. See *Notes for teachers* for ideas about how to use the cards.



calculator	calculator
opposite	opposite
calculate	calculate

NAME: _____ DATE: _____
MATHS: Trigonometry

angle	angle
sin	sin
cos	cos

NAME: _____ DATE: _____
MATHS: Trigonometry

tan	tan
x	x
nearest	nearest

NAME: _____ DATE: _____
MATHS: Trigonometry

sides	sides
plane	plane
evaluate	evaluate

Answer key

Working with words, page 6

1. b, a
2. a, c

Picture sentences, page 7

Find the length of the hypotenuse.

Find the length of the side marked x.

Explain why the triangle is right angled.

Odd One out, page 8

1. water, bird, blue, grass

Maths Keywords, page 9

calculator (noun), adjacent (adjective), trigonometry (noun), evaluate (verb)

Unscramble the letters, page 10

trigonometry, hypotenuse, adjacent, angle

Secret Code: Trigonometry is great.

Completing Sentences, page 11

In the given diagram

(1) we have two **sides** of a right angled triangle.

(2) we are looking for the measure of the third side.

We therefore use the **theory** of Pythagoras.

Very important, before using your calculator ensure that it is in DEG mode (for a Sharp **calculator**) or in D mode (for a Casio calculator).

This can be seen on the **top** of the screen.

This is the first of two **questions** that are asked very frequently.

Please read **carefully** and follow the steps below when answering any question of this type.

Again, write **both** sides in fraction form and cross-multiply.

Calculate the **height** of the flagpole.

NAME: _____ DATE: _____

MATHS: Trigonometry

Multiple Choice, page 12

1.a, 2.c, 3.b, 4.a, 5.a

Grammar points, page 13

Prepositions: to, at, from, up, between, of, onto, out, down, in

- Find the height **of** the tower in metres, correct **to** one decimal place.
- A boy is flying a kite **from** a string of length 30m.
- A hot-air balloon is attached **to** the point p **to** a piece of string.
- Find the angle **of** elevation of the sun, correct **to** the nearest degree.
- Find the angle **between** the ladder and the wall.
- Use this information to find the height **of** the Eiffel tower, correct **to** the nearest metre.

Word Search

O S W B Y B N H Y P O T E N U S E Z C J
A E K S C W N O C V D R U A N G L E F L
C I Z C C I J L Y A C A L C U L A T O R
C Y M G W H T A L V P E X E S W E V U E
P S T T I J S H I F T H F S B I V H L P
J M L G G B H H K X G A Q U B A Z S K P
E F Z D G B C K K O Y V H K C O S I N E
S I N E A R E S T A N G E N T Y D V R B
S I D L A D D E R K P F K I G U P L R T
P W T U Q F R N I M Y O S T E P P T I M
M R H G M N S I D E S O G W A J C O S M
F P X C U T O V D L D C F L A G P O L E
U K L H A D J A C E N T A N T K V P F I
C L Z C X T R I G O N O M E T R I C L H
Q D I Z N Y H N A M A B G U T P Y G J W
H J N U J R V G A W N O E V A L U A T E
L H N R L I U N G M N C A L C U L A T E
K V B W G B T K D O H F S P P L A N E Q
Q W Z O R A O P P O S I T E Y H G I J E
F E J D P G D B J Q A C Y X Z J P M H N