

Maths

Higher Level Constructions and transformations

It is not necessary to carry out all the activities contained in this unit.

Please see *Teachers' Notes* for explanations, additional activities, and tips and suggestions.

Theme	Higher Level Constructions and transformations
Levels	A1 – B1
Language focus	Key vocabulary, word identification, sentence structure, extracting information from text, grammar.
Learning focus	Using Maths textbooks and accessing curriculum content and learning activities.
Activity types	Matching, word identification, structuring sentences and text, cloze, multiple choice, reading comprehension, categorising vocabulary, recording learning, developing a learning resource.
Acknowledgement	Extracts from <i>Shortcuts to Success. Maths. Junior Certificate Higher Level. Mark Halpin. Gill & Macmillan.</i> We gratefully acknowledge Gill & Macmillan for the right to reproduce text in some of these activities.
Learning Record	A copy of the Learning Record should be distributed to each student. Students should: <ol style="list-style-type: none">1. Write the subject and topic on the record.2. Tick off/date the different statements as they complete activities.3. Keep the record in their files along with the work produced for this unit.4. Use this material to support mainstream subject learning.

Making the best use of these units

- **At the beginning of the class**, make sure that students understand **what** they are doing and **why**. 'We are doing the exercise on page (12) to help you to remember key words / to help your writing skills / to help with grammar' etc.
- You can create your **personal teaching resource** by printing these units in full and filing them by subject in a large ring binder.
- **Encourage students to:**
 - Bring the relevant **subject textbooks** to language support class. It does not matter if they have different textbooks as the activities in these units refer to vocabulary and other items that will be found in all subject textbooks. These units are based on curriculum materials.
 - Take some **responsibility for their own learning** programmes by:



Developing a **personal dictionary** for different subjects, topics, and other categories of language, on an on-going basis. This prompt is a reminder.

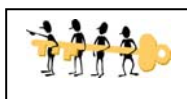


Recording what they have learnt on the **Learning Record**, which should be distributed at the start of each unit.



Keeping their own **files** with good examples of the work produced in language support for different subjects and topics. This file will be an invaluable **learning resource** in supporting mainstream learning.

- Don't forget that many of the activities in these units are suitable as **homework** tasks, for **self-study**, or for use in the **subject classroom** with the agreement of the subject teacher.



Indicates that answers may be found at the end of the unit.

Keywords

The list of keywords for this unit is as follows:

Nouns

angle
arc
area
bisector
compass
construction
distance
image
label
line
measure
point (pt)
radius/radii
reason
rotation
side
symmetry
triangle
transformation
translation

Verbs

to be able to
to construct
to draw
to find
to follow
to investigate
to map
to measure

to outline
to prove
to shade
to swing
to transform

Adjectives

axial
both
central
clockwise
congruent
corresponding
equal
first
mean
opposite
perpendicular
same

Adverb

therefore = as a result
when

Preposition

under

Symbols

△ triangle

NAME: _____ DATE: _____
MATHS: Higher Level Constructions and transformations

Vocabulary file 1

This activity may be done in language support class or in the mainstream subject classroom.

Word	Meaning	Word in my language
angle		
distance		
measure		
point(pt)		
radius		
symmetry		
triangle		



Get your teacher to check this and then file it in your folder so you can use it in the future.

NAME: _____ DATE: _____
MATHS: Higher Level Constructions and transformations

Vocabulary file 2

This activity may be done in language support class or in the mainstream subject classroom.

Word	Meaning	Word in my language
axial		
congruent		
to construct		
to investigate		
to measure		
to outline		
to prove		



Get your teacher to check this and then file it in your folder so you can use it in the future.

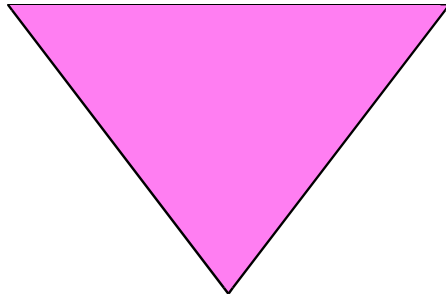
Level: A1
Type of activity: pairs or individual

Focus: vocabulary
Suggested time: 20 minutes



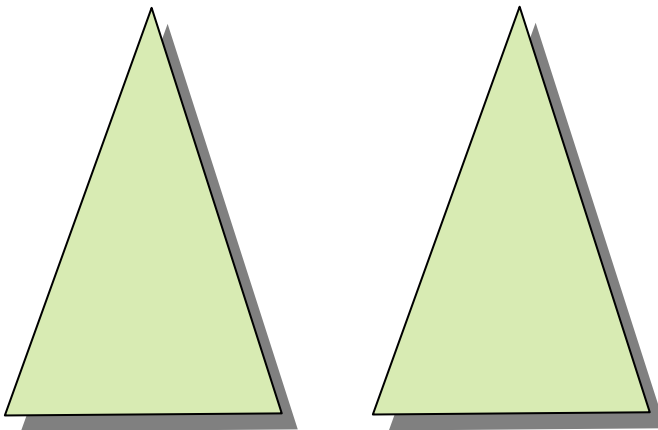
Working with words

1. Tick the correct answer



This is :

- a) a triangle
- b) a square
- c) a rectangle
- d) a circle



These two triangles are:

- a) falling down
- b) growing
- c) pink
- d) identical

2. In maths, the two green triangles above are congruent triangles.
Select the best meaning of the mathematical word, congruent

- a) different
- b) identical
- c) normal

3. In maths, what do we call the corner of a triangle?

- a) a corner
- b) a side
- c) an angle

NAME: _____ DATE: _____
MATHS: Higher Level Constructions and transformations

Level: A1/A2
Type of activity: pairs or individual

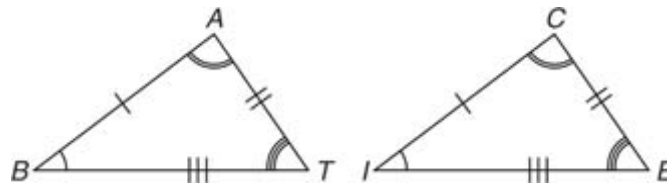
Focus: vocabulary, sentence construction
Suggested time: 10 minutes



Sentences

1. On these triangles, with a coloured pen, mark the following:

- a) the angles
- b) the sides
- c) the area



Compare your markings with another student's.

2. Put these words in the correct order to describe different triangles. The first one is done for you.

Ex: **Equilateral** - are of in which a triangle three sides length equal.

Equilateral - a triangle in which three sides are of equal length.

Isosceles - in which a triangle are of equal length two sides

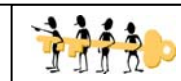
Right-angled - one angle where is 90° a triangle

Scalene - or sides are equal in which a triangle no two angles

Level: A1 / A2
Type of activity: pairs or individual

Focus: vocabulary
Suggested time: 30 minutes

Odd One Out



1. Circle the word which does not fit with the other words in each line.

Example: *apple* *orange* *banana* **taxi**

point (pt)	angle	butter	line
triangle	hair	congruent	sides
symmetry	central	point (pt)	green
water	construct	image	translation

2. Find these words in your textbook. Then put them in short sentences in your own words. Use a dictionary if necessary.

to construct _____

to measure _____

to outline _____

to prove _____

to correspond to _____



Check that these key words are in your personal dictionary.

Level: A1 / A2
Type of activity: individual

Focus: key vocabulary
Suggested time: 10 minutes



Maths Keywords

1. Fill in the missing letters of the keywords listed below.
On the line next to the keywords, write down whether this word is a noun, an adjective or a verb.

con__ue__t _____

sym__t__y _____

inv__ti__te _____

dis__nce _____

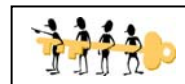
2. Write as many words as possible related to **congruent triangles** / **this unit**. You have 3 minutes!



Check that these key words are in your personal dictionary.

Level: A1 / A2
Type of activity: pairs or individual

Focus: key vocabulary, spelling
Suggested time: 20 minutes



Unscramble the letters

1. A figure with three straight sides LIGATRNE
Answer _____
2. Another way of saying that you build something STOTNCRUC
Answer _____
3. When a maths figure is moved from one point in space to another
NANSATTILOR
Answer _____
4. When two maths figures are exactly the same TONURCENG
Answer _____

Solve the secret code

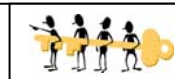
English	A	E	G	I	L	N	P	R	S	T	Y
Code	B	X	Y	F	Z	Q	W	O	K	U	D

ex: YFOZ = GIRL

UOFBQYZXK BOX WOXUUD =

Level: A2/B1
Type of activity: pairs or individual

Focus: vocabulary, basic sentence structure
Suggested time: 30 minutes



Completing sentences

The sentences on this page are all from your textbooks. Fill in the blanks in these sentences. Use words from the Word Box below.

Angles of a triangle

A triangle has _____ sides and three angles. Each corner of the triangle is called a vertex (plural _____)

Congruent Triangles

What does it mean if two triangles are congruent?

If two triangles are _____ -

The measure of all _____ and angles in the first _____ are equal to the measure of all *corresponding* sides and _____ in the second triangle. Two sides are corresponding when they are opposite _____ angles.

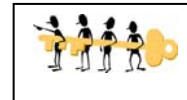
Word Box:

three	equal	triangle	angles	congruent	vertices	sides
-------	-------	----------	--------	-----------	----------	-------

Level: A2 / B1
Type of activity: individual

Focus: key vocabulary, topic information,
reading comprehension
Suggested time: 30 minutes

Multiple choice



We prove that two triangles are congruent therefore if we show any one of the following:

- (1) SAS
- (2) AAS
- (3) SSS
- (4) RHS

Investigate whether $\triangle mon$ and $\triangle por$ are congruent.

Please follow the three steps outlined here for all congruent triangle questions.

(1) Investigate if any side in $\triangle mon$ is equal to a side in $\triangle por$. (You must be able to give a reason.)

(i) $|mo| = |or|$... both radii

(ii) $|no| = |op|$... both radii

(2) Investigate if any angle in $\triangle mon$ is equal to an angle in $\triangle por$. (Again, you must be able to say why.)

$\angle mon = \angle por$... vertically opposite.

(3) Investigate if $\triangle mon$ is congruent to $\triangle por$.

From the above diagram, we see that the triangles are congruent because of SAS.

1. What do SAS, AAS, SSS or RHS prove?

- | | |
|----------------------------|----------------------------|
| a) triangles are congruent | b) a show |
| c) nothing | d) that the sun is shining |

2. How many outlined steps are there to follow?

- | | |
|----------|--------|
| a) none | b) one |
| c) three | d) two |

3. What must you be able to give in part **(1)**?

- | | |
|-------------|-------------|
| a) a side | b) a reason |
| c) equality | d) a smell |

4. Are $\angle mon$ and $\angle por$ vertically opposite?

- | | |
|--------|-------|
| a) Yes | b) No |
|--------|-------|

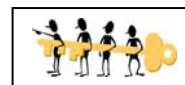
5. Are the triangles congruent because of SSS?

- | | |
|--------|-------|
| a) Yes | b) No |
|--------|-------|

Level: A2/B1
Type of activity: individual and pairs

Focus: prepositions
Suggested time: 40 minutes

Grammar points



1. Preposition Hunt

Preposition: a word or group of words that is used before a noun or pronoun to show place, direction, time etc.

Circle the 10 prepositions in this box. Score 4 points for each correct answer. Who will score the highest? Perhaps you will. Good luck!

maths	through	at	circle	across
triangle	divide	up	along	measure
of	central	onto	equal	side
out	off	angle	distance	symmetry
image	outline	in	mean	congruent

2. Missing Prepositions. The following are six sentences from your maths textbook. Some of the prepositions are missing. Decide which ones.

- When a circle contains a four-sided figure the opposite angles add _____ to 180° .
- Under a translation, the object moves _____ a given straight line.
- Mark the five main points on M and find the image _____ each point.
- Under axial symmetry, the object is reflected _____ a line.
- From point c draw a perpendicular line _____ A.
- Under central symmetry, the object is reflected _____ a fixed point.

3. Now it's your turn! Go to your maths textbook and the unit on congruent triangle. Rewrite some of the sentences, leaving out the prepositions. Swap your sentences with another student, fill them in and correct them for one another.

NAME: _____ DATE: _____

MATHS: Higher Level Constructions and transformations

Levels A1 and A2 - Alphaboxes

Using your textbook, find **one** word beginning with each of the letters of the alphabet. Write the word in the relevant box. You could also write the word in your own language.

a	b	c
d	e	f
g	h	i
j	k	l
m	n	o
p	q	r
s	t	u
v	w	xyz


NAME: _____ DATE: _____

MATHS: Higher Level Constructions and transformations

Maths Word Search

Level: All levels

Find the words in the box below.



W I
X S
L I N E
V F Z L
P O I N T D
I S P B N B

I P U T T L S T R A N S L A T I O N Z Q
Y J M N G R K T R I A N G L E S Q K Q A
C O N G R U E N T H J Q M E A N M V
E Q U A L V I D I S T A N C E C
Y C E N T R A L B C S I D E
G H T R I A N G L E N A
O O D I N V E S T I G A T E
Y I S C O N S T R U C T Q O
I S Y M M E T R Y A S A X I A L
I M A G E D H I A N G L E Q
D O L D H T B L M M X H B W
F I N D S K S W S K
V Q H O U Q B B
K T C E

ANGLE	DISTANCE	TRIANGLE	EQUAL
AXIAL	FIND	TRIANGLES	LINE
CENTRAL	POINT	IMAGE	MEAN
CONGRUENT	TRANSLATION	SYMMETRY	
CONSTRUCT	SIDE	INVESTIGATE	

NAME: _____ DATE: _____

MATHS: Higher Level Constructions and transformations

Play Snap

Make Snap cards with 2 sets of the same keywords. See *Notes for teachers* for ideas about how to use the cards.



translation	translation
distance	distance
under	under

NAME: _____ DATE: _____

MATHS: Higher Level Constructions and transformations

find	find
same	same
construct	construct

NAME: _____ DATE: _____

MATHS: Higher Level Constructions and transformations

symmetry	symmetry
angles	angles
pt (point)	pt (point)

NAME: _____ DATE: _____

MATHS: Higher Level Constructions and transformations

central	central
congruent	congruent
line	line

NAME: _____ DATE: _____

MATHS: Higher Level Constructions and transformations

Answer key

Working with words, page 6

1. a,d
2. b
3. c

Sentences, page 7

2. Isosceles - a triangle in which two sides are of equal length.
Right-angled - a triangle where one angle is 90° .
Scalene - a triangle in which no two angles or sides are equal.

Odd One Out, page 8

Butter, hair, green, water

Maths key words, page 9

congruent (adjective), symmetry (noun), investigate (verb), distance (noun)

Unscramble the letters, page 10

Triangle, construct, translation, congruent

Secret Code: triangles are pretty

Completing Sentences, page 11

Angles of a triangle

A triangle has **three** sides and three angles. Each corner of the triangle is called a vertex (plural **vertices**).

Congruent Triangles

What does it mean if two triangles are congruent?

If two triangles are **congruent** - .

The measure of all **sides** and angles in the first **triangle** are equal to the measure of all *corresponding* sides and **angles** in the second triangle. Two sides are corresponding when they are opposite **equal** angles.

Multiple Choice, page 12

1a, 2c, 3b, 4a, 5b.

Grammar points, page 13

NAME: _____ DATE: _____

MATHS: Higher Level Constructions and transformations

1. Preposition Hunt: through, at, across, up, along, onto, of, out, off, in
2. Missing prepositions:
 - When a circle contains a four-sided figure the opposite angles add **up** to 180° .
 - Under a translation, the object moves **along** a given straight line.
 - Mark the five main points on M and find the image **of** each point.
 - Under axial symmetry, the object is reflected **across** a line.
 - From point c draw a perpendicular line **onto** A.
 - Under central symmetry, the object is reflected **through** a fixed point.

Word Search, page 15

W I
X S
L I N E
V F Z L
P O I N T D
I S P B N B
I P U T T L S T R A N S L A T I O N Z Q
Y J M N G R K T R I A N G L E S Q K Q A
C O N G R U E N T H J Q M E A N M V
E Q U A L V I D I S T A N C E C
Y C E N T R A L B C S I D E
G H T R I A N G L E N A
O O D I N V E S T I G A T E
Y I S C O N S T R U C T Q O
I S Y M M E T R Y A S A X I A L
I M A G E D H I A N G L E Q
D O L D H T B L M M X H B W
F I N D S K S W S K
V Q H O U Q B B
K T C E