

NAME: \_\_\_\_\_ DATE: \_\_\_\_\_  
HISTORY: The Stone Age - Mesolithic

# HISTORY

## The Stone Age - Mesolithic

It is not necessary to carry out all the activities contained in this unit.

Please see *Teachers' Notes* for explanations, additional activities, and tips and suggestions.


<b>Theme</b>	<b>The Stone Age - Mesolithic.</b>
<b>Level</b>	<b>A1 – B1</b>
<b>Language focus</b>	vocabulary, word identification, grammar, use of student's own language.
<b>Learning focus</b>	Using History textbooks and accessing curriculum content and learning activities.
<b>Activity types</b>	Matching, word identification, structuring sentences and text, cloze, multiple choice, reading comprehension, categorising vocabulary, recording learning, developing a learning resource.
<b>Acknowledgement</b>	<b>Extracts from <i>History Revision for Junior Certificate</i>. Desmond O' Leary. Gill &amp; Macmillan.</b>  We gratefully acknowledge Gill & Macmillan for the right to reproduce text in some of these activities.
<b>Learning Record</b>	A copy of the Learning Record should be distributed to each student.  Students should: <ol style="list-style-type: none"><li>1. Write the subject and topic on the record.</li><li>2. Tick off/date the different statements as they complete activities.</li><li>3. Keep the record in their files along with the work produced for this unit.</li><li>4. Use this material to support mainstream subject learning.</li></ol>

## Making the best use of these units

- **Introduction** should ensure that students understand **what** they are doing and **why**. Many students will have some difficulty in understanding both the language in the activity and the instructions/purpose for carrying out the activity.
- You can create your **personal teaching resource** by printing these units in full and filing them by subject in a large ring binder.
- **Encourage students to:**
  - Bring the relevant **subject textbooks** to language support class. It does not matter if they have different textbooks as the activities in these units refer to vocabulary and other items that will be found in all subject textbooks. These units are based on curriculum materials.
  - Take some **responsibility for their own learning** programmes by:



Developing a **personal dictionary** for different subjects, topics, and other categories of language, on an on-going basis. This prompt is a reminder.



Recording what they have learnt on the **Learning Record**, which should be distributed at the start of each unit.



Keeping their own **files** with good examples of the work produced in language support for different subjects and topics. This file will be an invaluable **learning resource** in supporting mainstream learning.



Indicates that answers may be found at the end of the unit.

Don't forget that many of the activities in these units are suitable as **homework** tasks, for **self-study**, or for use in the **subject classroom** with the agreement of the subject teacher.

NAME: \_\_\_\_\_ DATE: \_\_\_\_\_  
HISTORY: The Stone Age - Mesolithic

## Keywords

The full list of keywords for this unit is as follows:

### Nouns

age  
archaeologist/archaeologists  
arrowheads  
bones  
bridge  
clay  
dwellings  
excavation  
flint  
forest  
grain  
hole  
hunters  
ice-caps  
land bridge  
microliths  
middens  
people/peoples  
punches  
Sandel (Mount Sandel)  
Sandelians  
scrapers  
seeds  
standing stone  
stone  
Stone Age  
tools  
weapons  
tools

### Verbs

to clear the land  
to cover  
to dig  
to discover  
to eat  
to excavate  
to fish  
to hunt  
to keep  
to know  
to link  
to live  
to make  
to melt  
to mount  
to polish

### Adjectives

archaeological  
fertile  
huge  
oldest  
walled  
  
Mesolithic  
Neolithic  
Sandelian

### Other terms

BC (Before Christ)  
near

NAME: \_\_\_\_\_ DATE: \_\_\_\_\_  
HISTORY: The Stone Age - Mesolithic

### Vocabulary file 1

This activity may be done in language support class or in the mainstream subject classroom.

Word	Meaning	Word in my language
bones		
excavation		
clay		
tools		
flint		
hunters		



Get your teacher to check this and then file it in your resource folder so you can use it in the future.

NAME: \_\_\_\_\_ DATE: \_\_\_\_\_  
HISTORY: The Stone Age - Mesolithic

### Vocabulary file 2

This activity may be done in language support class or in the mainstream subject classroom.

Word	Meaning	Word in my language
archaeologist		
fertile		
oldest		
near		
to cover		
to discover		



Get your teacher to check this and then file it in your resource folder so you can use it in the future.

NAME: \_\_\_\_\_ DATE: \_\_\_\_\_  
HISTORY: The Stone Age - Mesolithic

### Vocabulary file 3

This activity may be done in language support class or in the mainstream subject classroom.

Word	Meaning	Word in my language
to know		
to link		
to polish		
BC (Before Christ)		
to melt		
to excavate		



Get your teacher to check this and then file it in your resource folder so you can use it in the future.

NAME: \_\_\_\_\_ DATE: \_\_\_\_\_  
HISTORY: The Stone Age - Mesolithic

**Level:** All  
**Type of activity:** Whole class

**Focus:** vocabulary, spelling,  
dictionary, categorising  
vocabulary  
**Suggested time:** 10 minutes

## Activating students' existing knowledge

Use a spidergram to activate students' ideas and knowledge on the key points in this chapter. See **Teachers' Notes** for suggestions.

Possible key terms for the spidergram:

**hunters**

**history**

**ancient man**

**dwelling**

- Invite students to provide key words in their own languages.
- Encourage dictionary use.
- Encourage students to organise their vocabulary into relevant categories (e.g. meaning, nouns, keywords, verbs etc.).



Students should record vocabulary and terms from the spidergram in their personal dictionaries.

NAME: \_\_\_\_\_ DATE: \_\_\_\_\_  
 HISTORY: The Stone Age - Mesolithic

**Level:** A1  
**Type of activity:** Pairs or individual

**Focus:** vocabulary, spelling, dictionary, plural forms  
**Suggested time:** 30 minutes

**Working with words - Tick the correct answer**

1)



- a) teacher
- b) tools
- c) bones
- d) class

2)



- a) stone
- b) school
- c) tools
- d) bones

**Singular and plural**

Write the singular or plural of these nouns. Be careful about spelling!

Singular	Plural
tool	
	classes
	stones
bone	
flint	
	schools
man	
midden	




**Level:** A1  
**Type of activity:** Pairs or individual

**Focus:** vocabulary, basic sentence structure, question forms  
**Suggested time:** 30 minutes

**Picture sentences - Tick the correct answer**

1.
  - a) This is a standing stone
  - b) This is a schoolbag
  - c) These are bones
  
2.
  - a) This is a bridge
  - b) These are people
  - c) These are archaeologists
  
3.
  - a) This is an excavation
  - b) These are weapons
  - c) These are bones



**Asking questions      ? ? ?**

**Change some of the sentences above into questions.**

Is this \_\_\_\_\_ ?

Is this \_\_\_\_\_ ?

Is this \_\_\_\_\_ ?

Are these \_\_\_\_\_ ?

Are these \_\_\_\_\_ ?

Are these \_\_\_\_\_ ?

Now write your own questions about the Stone Age:

What words do you know for asking questions?

NAME: \_\_\_\_\_ DATE: \_\_\_\_\_

**HISTORY: The Stone Age - Mesolithic**

**Level:** A1 / A2

**Type of activity:** Pairs or individual

**Focus:** word identification, vocabulary, proper nouns

**Suggested time:** 20 minutes

**Odd One Out**

Circle the word which does not fit with the other words in each line.

*Example:* chair desk book **train**



1. microlith school dog man
2. principal bones teacher year head
3. Mesolithic car bag class
4. hot cold Sandel warm

Why does Sandel have a capital S?

Circle the words that should have a capital letter and write the word correctly.

*Example:* school house **ireland** ireland

ice animals stone age \_\_\_\_\_

britain fish trees \_\_\_\_\_

tools antrim bones \_\_\_\_\_



dictionary?

Are all these words in your personal



Have you ticked this activity on your Learning Record?

NAME: \_\_\_\_\_ DATE: \_\_\_\_\_  
HISTORY: The Stone Age - Mesolithic

Level: A2 / B1  
Type of activity: Individual

Focus: key vocabulary,  
structuring sentences  
Suggested time: 40 minutes

## Hidden History keywords

Fill in the missing letters of the keywords listed below.

On the line beside each word, write whether the word is a noun, an adjective or a verb.

1. fl\_\_n\_\_ \_\_\_\_\_

2. s\_\_on\_\_ \_\_\_\_\_

3. b\_\_n\_\_s \_\_\_\_\_

4. M\_s\_lit\_ic \_\_\_\_\_

Find each word in your text book. Put each word into a short sentence.

1. \_\_\_\_\_

2. \_\_\_\_\_

3. \_\_\_\_\_

4. \_\_\_\_\_




Check that these keywords are in your personal dictionary.

NAME: \_\_\_\_\_ DATE: \_\_\_\_\_  
 HISTORY: The Stone Age - Mesolithic

Level: A1 / A2  
 Type of activity: Pairs or individual

Focus: key vocabulary, pronunciation, spelling  
 Suggested time: 20 minutes



### Unscramble the letters

1. These are small stones MIRCLOITHS  
**Answer** \_\_\_\_\_
  
2. Tools were made from SETNO  
**Answer** \_\_\_\_\_
  
3. Kitchens were called MDEDSIN  
**Answer** \_\_\_\_\_
  
4. People who dig up bones SARHCTAELOGOIS  
**Answer** \_\_\_\_\_

Look at each word as you write the Answer.

Is your spelling correct?

Can you pronounce the word?

Do you know what the word means?

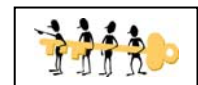
Have you got this word in your personal dictionary?

### Solve the secret code



English=	A	C	D	E	F	I	N	M	O	S	T	U
Code=	B	X	Y	F	G	Q	R	O	L	E	A	W

example: EAWYFRA = STUDENT




**OQYYFRE** \_\_\_\_\_

NAME: \_\_\_\_\_ DATE: \_\_\_\_\_  
HISTORY: The Stone Age - Mesolithic

Level: A2 / B1  
Type of activity: Pairs or individual

Focus: reading comprehension, extracting meaning from text, vocabulary, organising information  
Suggested time: 30 minutes



## Completing sentences

Fill in the blanks in these sentences. Use words from the Word Box below.

1. Huge ice-caps covered Ireland during the last ice age.
2. By c. 8000 BC most of the ice had melted and animals and \_\_\_\_\_ (middle Stone Age) hunters entered the island, probably using land bridges linking Ireland with Britain and the Continent.

Mount \_\_\_\_\_

1. The oldest known site used by these \_\_\_\_\_ is at Mount Sandel, near the river Bann.
2. \_\_\_\_\_ digging there discovered animal and fish bones, pollen, \_\_\_\_\_, post holes and the remains of fires.

## Word Box

Archaeologists    hunters    Sandel  
microliths    Mesolithic

## How the people lived

This evidence tells us much about the 'Sandelians'.

1. They hunted deer and wild pigs in forests of oak and elm.
2. They fished for salmon and eels.
3. They ate wild berries and nuts.
4. They made scrapers, punches and arrowheads from flint obtained in Antrim.

Using the four sentences above, fill in the information on this table:

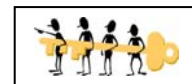
What did they hunt?	What did they eat?	What did they make?

**Level:** A2 / B1  
**Type of activity:**  
 Individual

**Focus:** key vocabulary, topic information, reading comprehension, multiple choice  
**Suggested time:** 30 minutes

## Multiple choice

*(Read the text below and choose the best answers)*



Text:

### The Evidence

1. Neolithic (new Stone Age) farmers entered Ireland about 3500 BC.
2. Finds of bones show that they kept cattle, sheep and pigs.
3. Pollen indicates that they grew wheat and barley.
4. Excavations at Belderg, Co. Mayo show that they (i) divided the fertile land into walled fields and (ii) used cultivation ridges similar to modern 'lazy beds'.

### Artefacts

1. These farmers also made clay pots in which they kept their grain and seed and in which they cooked their food.
2. Their tools and weapons were better than those of the hunters and included large, polished stone axes with which they cleared the land of trees.

### Circle the correct answer:

- 1). When did Neolithic farmers enter Ireland?
 


a) 45BC	b) 50BC
c) 3500BC	d) 40BC
- 2). What showed that they kept cattle, sheep and pigs?
 

a) photos	b) paintings
c) bones	d) people
- 3). What does Neolithic mean?
 

a) new Stone Age	b) spit
c) rub your eyes	d) smell them
- 4). Did the farmers also make clay pots?
 

a) Yes	b) No
--------	-------
- 5). Is Belderg in Co. Mayo?
 

a) Yes	b) No
--------	-------



Why do we use capital letters for some words and not for others?

NAME: \_\_\_\_\_ DATE: \_\_\_\_\_  
 HISTORY: The Stone Age - Mesolithic

**Level:** A2 / B1  
**Type of activity:** Pairs/small groups

**Focus:** vocabulary, reading comprehension, organising information, structuring text  
**Suggested time:** 40 minutes

### Writing

Look at the text again on page 13 of this learning unit and fill in the information on this grid:

When	Who	Evidence	Artefacts

Write a summary of the text in your own words. Write approximately 50 words.

Title: \_\_\_\_\_

---



---



---



---



---



---



---




---



---



---


 Get your teacher to check this, then file it in your folder so you can use it in the future.

NAME: \_\_\_\_\_ DATE: \_\_\_\_\_  
 HISTORY: The Stone Age - Mesolithic

**Level:** All  
**Type of activity:** Individual

**Focus:** content words, dictionary work, word identification and categorisation  
**Suggested time:** 30 minutes

### Grammar points

In this Unit, we came across the following nouns:

- flint
- bones
- middens

Look up these words in your dictionary.

Noun	Meaning	In my language
flint		
bones		
middens		

### Verb Hunt

Circle the 3 verbs in these columns. Score 4 points for each correct answer. Who will score the highest? Perhaps you will. Good luck!

Mesolithic

Sandel

stone

peoples

middens

found

lived

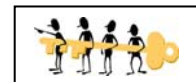
Sandelians

microliths

cage

made

archaeologist



Your score: \_\_\_\_\_ points



NAME: \_\_\_\_\_ DATE: \_\_\_\_\_  
HISTORY: The Stone Age - Mesolithic

**Level:** All  
**Type of activity:** Individual

**Focus:** prepositions, sentence structure, writing text  
**Suggested time:** 30 minutes

## Grammar points

In this Unit, we came across prepositions.  
Look through your textbook to find these words. Check the meanings in your dictionary.

Write a short sentence in your own words using each preposition.

**at** \_\_\_\_\_

**out** \_\_\_\_\_

**in** \_\_\_\_\_

**of** \_\_\_\_\_

**on** \_\_\_\_\_

**with** \_\_\_\_\_

**to** \_\_\_\_\_

**from** \_\_\_\_\_



Get your teacher to check this. then file it in your folder

NAME: \_\_\_\_\_ DATE: \_\_\_\_\_  
HISTORY: The Stone Age - Mesolithic

## Alphaboxes

### Level A1 and A2

Using your textbook, find one word beginning with each of the letters of the alphabet.  
Write the word in the relevant box. You could also write the word in your own language.

a	b	c
d	e	f
g	h	i
j	k	l
m	n	o
p	q	r
s	t	u
v	w	xyz

Do you understand all these words?



Get your teacher to check this, then file it in your folder so you can use it in the future.

NAME: \_\_\_\_\_ DATE: \_\_\_\_\_  
HISTORY: The Stone Age - Mesolithic

## Word search



Level: All levels

Find the words below. When you have found all the words, write each word in your own language.

L I U S U R Q R C S T O N E W  
M L U M E S O L I T H I C H Y  
L F Q W C L G K H T U K G O H  
C R S V C L I O M O U N T G L  
M I D D E N S O U U G E K F I  
M I C R O L I T H S A N D E L  
K M C I B O N E S Z Z G N V J  
N W D T J S A N D E L I A N S  
F R E N D V T O O L S S M M G  
F L I N T M F O U N D A A S E  
S V J G T P E O P L E S M O C  
T L U W Z A U C C N T S I A U  
E U B L L I V E D R O T S U Y  
A R C H A E O L O G I S T S W  
K A G E L K Y V S H J R C R L

AGE  
ARCHAEOLOGISTS  
BONES  
FLINT  
FOUND  
LIVED  
MESOLITHIC  
MICROLITHS  
MIDDENS  
MOUNT  
PEOPLES  
SANDEL  
SANDELIANS  
STONE  
TOOLS

NAME: \_\_\_\_\_ DATE: \_\_\_\_\_  
HISTORY: The Stone Age - Mesolithic

### Play Snap

Make Snap cards with 2 sets of the same keywords. See *Notes for teachers* for ideas about how to use the cards.



<b>Mesolithic</b>	<b>Mesolithic</b>
<b>people</b>	<b>people</b>
<b>lived</b>	<b>lived</b>

NAME: \_\_\_\_\_ DATE: \_\_\_\_\_

HISTORY: The Stone Age - Mesolithic

**tools**

**tools**

**flint**

**flint**

**stones**

**stones**

NAME: \_\_\_\_\_ DATE: \_\_\_\_\_  
HISTORY: The Stone Age - Mesolithic

**bones**

**bones**

**Microlithic**

**Microlithic**

**Sandelians**

**Sandelians**

NAME: \_\_\_\_\_ DATE: \_\_\_\_\_  
HISTORY: The Stone Age - Mesolithic

## Answer Key

**Odd One Out =** microlith, bones, Mesolithic, Sandel

**Letter Scramble =** microliths  
stones  
middens  
archaeologist

**Secret Code =** middens

### Completing Text =

Huge ice-caps covered Ireland during the last ice age. I

2. By c. 8000 BC most of the ice had melted and animals and Mesolithic (middle Stone Age) hunters entered the island, probably using land bridges linking Ireland with Britain and the Continent.

### Mount Sandel

1. The oldest known site used by these hunters is at Mount Sandel, near the river Bann.
2. Archaeologists digging there discovered animal and fish bones, pollen, microliths, post holes and the remains of fires.

### How the people lived

This evidence tells us much about the 'Sandelians'.

1. They hunted deer and wild pigs in forests of oak and elm.
2. They fished for salmon and eels.
3. They ate wild berries and nuts.
4. They made scrapers, punches and arrowheads from flint obtained in Antrim.

*(History revision for Junior Certificate, page 3)*

NAME: \_\_\_\_\_ DATE: \_\_\_\_\_  
HISTORY: The Stone Age - Mesolithic

Multiple Choice = c, c, a, a, a

Grammar Points = found, lived, made

Word Search:

L I U S U R Q R C S T O N E W  
M L U M E S O L I T H I G H Y  
L F Q W C L G K H T U K G O H  
C R S V C L I O M O U N T F G L  
M I D D E N S O U U G E K F I  
M I G R O L I T H S A N D E L  
K M C I B O N E S Z Z G N V J  
N W D T J S A N D E L I A N S  
F R E N D V T O O L S S M M G  
F L I N T M F O U N D A A S E  
S V J G T P E O P L E S M O C  
T L U W Z A U C C N T S I A U  
E U B L L I V E D R O T S U Y  
A R C H A E O L O G I S T S W  
K A G E L K Y V S H J R C R L