

# HISTORY

## Rome – Paganism and early Christianity

It is not necessary to carry out all the activities contained in this unit.

Please see *Teachers' notes* for explanations, additional activities, and tips and suggestions.

<b>Theme</b>	Rome – Paganism and early Christianity
<b>Level</b>	A1 – B1
<b>Language focus</b>	Key vocabulary, word identification, grammar, use of student's own language.
<b>Learning focus</b>	Using History textbooks and accessing curriculum content and learning activities.
<b>Activity types</b>	Matching, word identification, structuring sentences and text, cloze, multiple choice, reading comprehension, categorising vocabulary, recording learning, developing a learning resource.
<b>Acknowledgement</b>	<b>Extracts from <i>Shortcuts to Success - History Junior Certificate</i>. Charles Hayes. Gill &amp; Macmillan.</b>  We gratefully acknowledge Gill & Macmillan for the right to reproduce text in some of these activities.
<b>Learning Record</b>	A copy of the Learning Record should be distributed to each student.  Students should: <ol style="list-style-type: none"> <li>1. Write the subject and topic on the record.</li> <li>2. Tick off/date the different statements as they complete activities.</li> <li>3. Keep the record in their files along with the work produced for this unit.</li> <li>4. Use this material to support mainstream subject learning.</li> </ol>

## Making the best use of these units

- **At the beginning of the class**, make sure that students understand **what** they are doing and **why**. ‘*We are doing the exercise on page (12) to help you to remember key words / to help your writing skills / to help with grammar*’ etc.
- You can create your **personal teaching resource** by printing these units in full and filing them by subject in a large ring binder.
- **Encourage students to:**
  - Bring the relevant **subject textbooks** to language support class. It does not matter if they have different textbooks as the activities in these units refer to vocabulary and other items that will be found in all subject textbooks. These units are based on curriculum materials.
  - Take some **responsibility for their own learning** programmes by:



Developing a **personal dictionary** for different subjects, topics, and other categories of language, on an on-going basis. This prompt is a reminder.

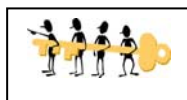


Recording what they have learnt on the **Learning Record**, which should be distributed at the start of each unit.



Keeping their own **files** with good examples of the work produced in language support for different subjects and topics. This file will be an invaluable **learning resource** in supporting mainstream learning.

- Don't forget that many of the activities in these units are suitable as **homework** tasks, for **self-study**, or for use in the **subject classroom** with the agreement of the subject teacher.



Indicates that answers may be found at the end of the unit.

## Keywords

The list of keywords for this unit is as follows:

### Nouns

afterlife  
altars  
army  
ashes  
aspects  
barbarians  
battle  
catacombs  
Christianity  
Christians  
civilisation  
coin  
cult  
custom  
the dead  
death  
emperor  
empire  
ferryman  
force  
funeral  
gladiators  
god  
goddess  
illness  
law  
life  
love  
market  
mystery  
non-Christians  
passages  
persecution  
priest  
religion  
sacrifice  
soldiers

spirits  
temples  
tombs  
war  
worship

### Verbs

to believe  
to build  
to burn  
to bury  
to conquer  
to control  
to convert  
to cry  
to die  
to honour  
to import  
to offer  
to pay  
to persecute  
to pray  
to sustain  
to use  
to worship

### Adjectives

barbarian  
beautiful  
central  
Christian  
common  
customary  
dead  
different  
Egyptian  
fashionable

favourite  
foreign  
Greek  
major  
official  
old  
pagan  
religious  
Roman  
same  
traditional  
underground

### Adverbs

especially  
loudly  
spectacularly

### Proper names

Constantine  
Forum  
Hades  
Jupiter  
Mars  
Maximus  
Mithras  
Napoleon  
Nero  
Pompeii  
River Styx  
Rome  
Zeus

### Other

AD  
from that time onwards

NAME: \_\_\_\_\_ DATE: \_\_\_\_\_  
HISTORY: Rome – Paganism and early Christianity

### Vocabulary file 1

This activity may be done in language support class or in the mainstream subject classroom.

Word	Meaning	Word in my language
afterlife		
altar		
catacomb		
Christianity		
cult		
custom		



Get your teacher to check this and then file it in your resource folder so you can use it in the future.

NAME: \_\_\_\_\_ DATE: \_\_\_\_\_  
HISTORY: Rome – Paganism and early Christianity

### Vocabulary file 2

This activity may be done in language support class or in the mainstream subject classroom.

Word	Meaning	Word in my language
funeral		
gladiators		
goddess		
persecution		
sacrifice		
temples		



Get your teacher to check this and then file it in your resource folder so you can use it in the future.

NAME: \_\_\_\_\_ DATE: \_\_\_\_\_  
HISTORY: Rome – Paganism and early Christianity

### Vocabulary file 3

This activity may be done in language support class or in the mainstream subject classroom.

Word	Meaning	Word in my language
to conquer		
to convert		
to honour		
to worship		
barbarian		
foreign		



Get your teacher to check this and then file it in your resource folder so you can use it in the future.

NAME: \_\_\_\_\_ DATE: \_\_\_\_\_  
HISTORY: Rome – Paganism and early Christianity

**Level:** all  
**Type of activity:** whole class

**Focus:** vocabulary, spelling,  
dictionary, writing  
**Suggested time:** 10 minutes

## Activating students' existing knowledge

Use a spidergram to activate students' ideas and knowledge on the key points in this chapter. See **Teachers' Notes** for suggestions.

Possible key terms for the spidergram:

**religion**

**civilisation**

- Invite students to provide key words in their own languages.
- Encourage dictionary use.
- Encourage students to organise their vocabulary into relevant categories (e.g. meaning, nouns, keywords, verbs etc.).



Students should record vocabulary and terms from the spidergram in their personal dictionaries.

NAME: \_\_\_\_\_ DATE: \_\_\_\_\_  
 HISTORY: Rome – Paganism and early Christianity

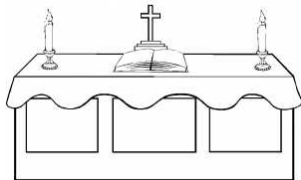
Level: A1  
 Type of activity: pairs or individual

Focus: vocabulary, basic sentence structure  
 Suggested time: 30 minutes



### Working with words

#### 1. Tick the correct answer



- a) this is an altar
- b) this is a coin
- c) this is a forest
- d) this is an army



- a) this is a war
- b) this is a school lunch
- c) this is the Roman Empire
- d) this is a school classroom

#### 2. Find these words in your textbook.

Write your own explanation for these words. Then write the word in your own language. Use your dictionary if necessary.

Word	Page in textbook	Explanation	In my language
battle			
civilisation			
religion			
priest			



Check that these key words are in your personal dictionary.



Level: A1  
Type of activity: pairs or individual

Focus: vocabulary, basic sentence structure  
Suggested time: 30 minutes



## Picture Sentences

### 1. Tick the correct answer

- a) This is an emperor.
- b) These are catacombs.
- c) This is a ferryman.



- a) This is pollution.
- b) This is a map.
- c) These are gladiators.



- a) These are people.
- b) This is a temple.
- c) This is a car.



### 2. Put these words in the correct order to form sentences.

famous general a was Julius Caesar

---

forced work to slaves were

---

fought animals wild gladiators

---

NAME: \_\_\_\_\_ DATE: \_\_\_\_\_

**HISTORY: Rome – Paganism and early Christianity**

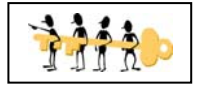
**Level:** A1/A2

**Type of activity:** pairs or individual

**Focus:** word identification, vocabulary

**Suggested time:** 20 minutes

**Odd One Out**



1. Circle the word which does not fit with the other words in each line.

*Example:*    *apple*    *orange*    *banana*    taxi

Christian            Egyptian    Greek            cat

Mars            Jupiter    Earth            mouth

car            emperor            priest            gladiator

prayer            temple    shop            priest

2. Find these words in your textbook. Then put them in short sentences in your own words. Use a dictionary if necessary.

to believe \_\_\_\_\_

to die \_\_\_\_\_

to sacrifice \_\_\_\_\_

to honour \_\_\_\_\_

to worship \_\_\_\_\_

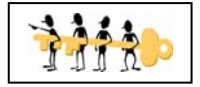


Check that these key words are in your personal dictionary.

NAME: \_\_\_\_\_ DATE: \_\_\_\_\_  
HISTORY: Rome – Paganism and early Christianity

Level: A2 / B1  
Type of activity: individual

Focus: key vocabulary, writing  
descriptive text  
Suggested time: 20 minutes



## History Keywords

1. Fill in the missing letters of the keywords listed below.  
On the line beside each word, write whether the word is a noun, an adjective or a verb.

p\_ie\_t \_\_\_\_\_

be\_ie\_e \_\_\_\_\_

r\_lig\_on \_\_\_\_\_

f\_n\_ral \_\_\_\_\_

2. Write as many words as possible related to **Ancient Rome**. You have 3 minutes!

---

---

---

---

---

---

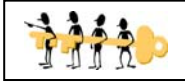
---

---

NAME: \_\_\_\_\_ DATE: \_\_\_\_\_  
HISTORY: Rome – Paganism and early Christianity

Level: A1 / A2  
Type of activity: pairs or individual

Focus: key vocabulary, pronunciation, spelling  
Suggested time: 20 minutes



## Unscramble the letters

1. He is the god of the sun APLLOO  
**Answer** \_\_\_\_\_
2. The Pantheon is a TMEPEL  
**Answer** \_\_\_\_\_
3. When a person dies they must have a... FUNRELA  
**Answer** \_\_\_\_\_
4. Christians met every Sunday to... PYRA  
**Answer** \_\_\_\_\_

Look at each word as you write the answer.

Is your spelling correct?

Can you pronounce the word?

Do you know what the word means?


Have you got this word in your personal dictionary?



## Solve the secret code

English=	R	C	D	E	F	I	N	M	P	S	T	U
Code=	B	X	Y	F	G	Q	R	O	L	E	A	W

example: (code) EAWYFRA = STUDENT (English)



LBQFEA =

---

NAME: \_\_\_\_\_ DATE: \_\_\_\_\_

**HISTORY: Rome – Paganism and early Christianity**

**Level:** A2 / B1

**Type of activity:** pairs or individual

**Focus:** reading comprehension, extracting meaning from text, vocabulary

**Suggested time:** 30 minutes

**Completing sentences**



Fill in the blanks in these sentences. Use words from the Word Box below.

Religious beliefs

The Romans believed in several different gods and goddesses, each of which controlled a certain aspect of life. \_\_\_\_\_ going into battle, for instance, might pray or offer a \_\_\_\_\_ to Mars, the God of War.

A person in love might pray to Venus, who was the Goddess of Love.

Beautiful \_\_\_\_\_ were built to \_\_\_\_\_ the gods, especially around the Forum, or central market area, in Rome. Some Romans also kept small altars to their favourite gods in their houses.

In the fourth century A.D. the emperor Constantine became a \_\_\_\_\_.

From that time onwards, Christianity became the official religion in Rome.

**Word Box**

sacrifice    Christian    soldiers  
temples    honour



Verb                    +                    preposition

to believe            +            in

to pray                +            to

NAME: \_\_\_\_\_ DATE: \_\_\_\_\_

## HISTORY: Rome – Paganism and early Christianity

Level: A2 / B1

Type of activity: individual

**Focus:** key vocabulary, topic information, reading comprehension, multiple choice  
**Suggested time:** 40 minutes



### Multiple choice

*Read the text below and choose the best answers.*

#### The Romans and death

Most Romans believed in life after death. Some believed that when a person died his or her spirit went to Hades, or the Underworld. To reach Hades the spirit had to be rowed across the River Styx by a ghostly ferryman named Charon. A coin was placed in the mouth of the dead person to pay the mysterious ferryman.

Funerals were important, noisy affairs at which professional wailers were paid to cry loudly for the dead person. Bodies were buried outside the walls of Rome, usually along a roadside.

In the days before Christianity became the official religion of Rome, Christians often buried their dead in underground tunnels called catacombs.

1. What did most Romans believe in?

- |                     |             |
|---------------------|-------------|
| a) a sacrifice      | b) smoking  |
| c) life after death | d) drinking |

2. What did the Romans usually do to their dead?

- |              |                                |
|--------------|--------------------------------|
| a) eat them  | b) bury them outside the walls |
| c) sell them | d) nothing                     |

3. What did they pay the ferryman?

- |                     |              |
|---------------------|--------------|
| a) horns and flutes | b) a coin    |
| c) wine or food     | d) a funeral |

4. Did Christianity become the religion of Rome?

- |        |       |
|--------|-------|
| a) Yes | b) No |
|--------|-------|

5. Did the Christians bury their dead in catacombs?

- |         |          |
|---------|----------|
| a) True | b) False |
|---------|----------|



Check the meanings of these words:  
**ferryman**  
**wailer**  
**catacombs**

Read the text again and underline the correct answers.

1. They placed a **book/coin** in the mouth of the dead person.
2. Funerals were **quiet/noisy** events.
3. Professional wailers cried **quietly/loudly** for the dead person.
4. Christians often buried the dead in **overground/underground** tunnels.

NAME: \_\_\_\_\_ DATE: \_\_\_\_\_

**HISTORY: Rome – Paganism and early Christianity**

**Level:** A2 / B1

**Type of activity:** individual

**Focus:** vocabulary, structure, planning and creating text

**Suggested time:** 40 minutes

### Writing

You are going to describe what the Romans did when somebody died.

1. Read the text again.
2. Make notes of the important points:

**Notes:**

- 
- 
- 
- 
- 
- 
- 
- 
- 
- 

3. Do not look at the text again. Use your notes to write your description.

---

---

---

---

---

---

---

---

---

---


---

NAME: \_\_\_\_\_ DATE: \_\_\_\_\_  
HISTORY: Rome – Paganism and early Christianity

Level: A2 / B1  
Type of activity: individual / pairs

Focus: content words, dictionary work, word identification  
Suggested time: 30 minutes

## Vocabulary



1. Put a circle around the words related to religious belief, paganism and early Christianity.

afterlife	to believe	place	cult		
goddess	holiday	Christianity	temples		
god	to pray	house	teacher	to honour	
city	to worship	weather	traffic	sacrifice	priest
children	religious	Zeus	clock	tombs	

2. Match each word to the correct meaning. Use your textbook or dictionary to help you.

afterlife	to kill an animal or person and offer to a god
temple	a particular system of religious belief
sacrifice	a ceremony for burying or burning a dead person
tomb	a building used for the worship of a god
cult	a place where someone is buried
funeral	life which happens after death

Do you know all these words in your own language?

3. Write short sentences using these verbs. Be careful with your spelling!

to build \_\_\_\_\_

to convert \_\_\_\_\_

to honour \_\_\_\_\_

to bury \_\_\_\_\_



NAME: \_\_\_\_\_ DATE: \_\_\_\_\_

**HISTORY: Rome – Paganism and early Christianity**

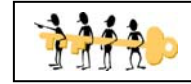
**Level:** A2/– B1

**Type of activity:** individual/pair

**Focus:** irregular verbs,  
expressing time

**Suggested time:** 40 minutes

**Grammar points**



**Talking about the past**

**1. Irregular verbs**

When we talk about the past we use the past tense. For many verbs we make the past tense by adding **\_\_ed** to the verb.

For example: He **converted** to Christianity.

In this Unit we find **irregular verbs** which do not follow this rule.

Look at your textbook and find the past tense of these verbs:

Verb	Past tense
to build	they _____
to burn	they _____
(2 possible answers)	they _____
to cry	they _____
to bury	they _____
to pay	they _____
to worship	they _____

**2. Expressions of time**

We use expressions of time to show when something started or finished. This is very important in History.

For example: from that time onwards      in the days before

Put these expressions into sentences to show what they mean. Use your textbook to help you.

**before that**

---

**after that**

---

**from that time onwards**

---

**in the days before**

---

NAME: \_\_\_\_\_ DATE: \_\_\_\_\_

## HISTORY: Rome – Paganism and early Christianity

Level: All

Type of activity: Individual/pair

Focus: working with adjectives

Suggested time: 40 minutes

### Grammar points



1. In this Unit, we came across the following adjectives:

- Roman
- Egyptian
- Christian
- Greek

Why do all these adjectives have a capital letter?

Write five more adjectives that must have a capital letter:

---

---

### 2. Adjective Hunt

Circle 10 adjectives from this Unit in these columns.

Score 4 points for each correct answer.

Who will score the highest? Perhaps you will. Good luck!

emperor

custom

barbarian

beautiful

mystery

common

illness

loudly

major

gladiators

pagan

fashionable

Jupiter

foreign

offer

conquer

central

traditional

bury

customary

official



Have you ticked  
this activity on your  
Learning Record?

Score: \_\_\_\_\_ points

Can you find 3 verbs in the list above?

to \_\_\_\_\_ to \_\_\_\_\_ to \_\_\_\_\_

NAME: \_\_\_\_\_ DATE: \_\_\_\_\_  
HISTORY: Rome – Paganism and early Christianity

## Levels A1 and A2

### Alphaboxes

Using your textbook, find **one** word beginning with each of the letters of the alphabet. Write the word in the relevant box. You could also write the word in your own language.

a	b	c
d	e	f
g	h	i
j	k	l
m	n	o
p	q	r
s	t	u
v	w	xyz

Do you understand all these words?

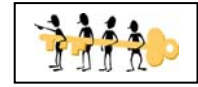


Get your teacher to check this, then file it in your folder so you can use it in the future.

NAME: \_\_\_\_\_ DATE: \_\_\_\_\_  
**HISTORY: Rome – Paganism and early Christianity**

### Word search

Find the words in the box below. When you have found all the words, write each word in your own language.



W A L  
 Q N B D M G Z M J  
 I F U N E R A L O W W B E  
 J P N C H I C R E L I G I O N T B  
 W A S P R I E S T S G C Y D G Z Z U K  
 D P Y A R M Y S M I O A O J M A X I M U S  
 V A D C V A U S W U J G O D D E S S W A M  
 G X F E Y O T E T S K E M P I R E  
 C Y Y F W Z J M D I S U K B E S U  
 Q S P I I L K F P C R J C I V I L I Z A T I O N N  
 E Q G F P P E R S E C U T I O N M O G Y I P Z J D  
 L L Y D V C H R I S T I A N S J Z V W D L Y T K Q  
 E P A G A N N Q L Q G Q A E Q C N E R O E G O D S H X  
 O N W O R S H I P J A P S E M P E R O R F M P K A J L  
 O W W M W Y Z B A R B A R I A N Q J C I P G I E Y K D  
 L S X K R V J H Y Q A T E M P L E S B W E R E  
 G M V X G X U C A T A C O M B S R V F K W  
 G M U X I D R X O H V B X O R A X I A X N  
 J E X B I F H B K B  
 W A C R U L H X B D M Z  
 P N T E J H K C S X C O N S T A N T I N E  
 S D I F U C P O N T I F E X F O H W Q T Y  
 K P U Z C S E H J A Z D K V S T Q D D  
 I N W F A M I T H R A S T R Q Y J  
 J U P I T E R O M A N K I  
 F Q F A W B T H Y  
 B R C

ARMY	EMPEROR	MITHRAS	RELIGION
BARBARIAN	EMPIRE	NERO	ROMAN
CATACOMBS	FUNERAL	PAGAN	TEMPLES
CHRISTIANS	GODDESS	PERSECUTION	WORSHIP
CIVILIZATION	GODS	PONTIFEX	
CONSTANTINE	JUPITER	PRIESTS	
	MAXIMUS		

NAME: \_\_\_\_\_ DATE: \_\_\_\_\_  
HISTORY: Rome – Paganism and early Christianity

## Play Snap

Make Snap cards with 2 sets of the same keywords. See *Notes for teachers* for ideas about how to use the cards.



god	god
worship	worship
pagan	pagan

NAME: \_\_\_\_\_ DATE: \_\_\_\_\_  
HISTORY: Rome – Paganism and early Christianity

<b>barbarian</b>	<b>barbarian</b>
<b>Christianity</b>	<b>Christianity</b>
<b>mystery</b>	<b>mystery</b>

NAME: \_\_\_\_\_ DATE: \_\_\_\_\_  
HISTORY: Rome – Paganism and early Christianity

<b>empire</b>	<b>empire</b>
<b>to worship</b>	<b>to worship</b>
<b>civilisation</b>	<b>civilisation</b>

NAME: \_\_\_\_\_ DATE: \_\_\_\_\_  
HISTORY: Rome – Paganism and early Christianity

## Answer key

### Working with words, page 8

1. a,c

### Picture Sentences, page 9

1. b,c,b

2. Julius Caesar was a famous general.

Slaves were forced to work

Gladiators fought wild animals.

### Odd one out, page 10.

Cat, mouth, car, shop

### History Keywords

Priest, noun, believe, verb, religion, noun, funeral, noun

### Unscramble the letters, page 12

Apollo, temple, funeral, pray

Secret Code: priest

### Completing Sentences, page 13

Religious beliefs

The Romans believed in several different gods and goddesses, each of which controlled a certain aspect of life. **Soldiers** going into battle, for instance, might pray or offer a **sacrifice** to Mars, the God of War.

A person in love might pray to Venus, who was the Goddess of Love.

Beautiful **temples** were built to **honour** the gods, especially around the Forum, or central market area, in Rome. Some Romans also kept small altars to their favourite gods in their houses.

In the fourth century A.D. the emperor Constantine became a **Christian**. From that time onwards, Christianity became the official religion in Rome.

### Multiple Choice, page 14

1c,2b,3b,4a,5a


Coin/noisy/loudly/underground



NAME: \_\_\_\_\_ DATE: \_\_\_\_\_  
 HISTORY: Rome – Paganism and early Christianity

Vocabulary, page 16

1.

	to believe	place	cult		
goddess	holiday	Christianity	temples		
god	to pray	house	teacher	to honour	
city	to worship	weather	traffic	sacrifice	priest
children	religious	Zeus	clock	tombs	

2. Temple - a building used for the worship of god  
 Sacrifice - to kill an animal or person and offer to a god  
 Tomb - a place where someone is buried  
 Cult - a particular system of religious belief  
 Funeral - a ceremony for buying a dead person.

Grammar points, page 17

Verb	Past tense
to build	they <b>built</b>
to burn (2 possible answers)	they <b>burned</b> they <b>burnt</b>
to cry	they <b>cried</b>
to bury	they <b>buried</b>
to pay	they <b>paid</b>
to worship	they <b>worshipped</b>

Grammar points, page 18

Adjectives

Beautiful, common, major, pagan, fashionable, foreign, central, traditional, customary, official

Verbs

to offer, to conquer, to bury

NAME: \_\_\_\_\_ DATE: \_\_\_\_\_  
HISTORY: Rome – Paganism and early Christianity

Word Search, page 20

```

                W A L
            Q N B D M G Z M J
        I F U N E R A L O W W B E
    J P N C H I C R E L I G I O N T B
W A S P R I E S T S G C Y D G Z Z U K
    D P Y A R M Y S M I O A O J M A X I M U S
        V A D C V A U S W U J G O D D E S S W A M
    G X F E Y O          T E T S K          E M P I R E
    C Y Y F W Z          J M D I S          U K B E S U
Q S P I I L K F P C R J C I V I L I Z A T I O N N
E Q G F P P E R S E C U T I O N M O G Y I P Z J D
L L Y D V C H R I S T I A N S J Z V W D L Y T K Q
E P A G A N N Q L Q G Q A E Q C N E R O E G O D S H X
O N W O R S H I P J A P S E M P E R O R F M P K A J L
O W W M W Y Z B A R B A R I A N Q J C I P G I E Y K D
L S X K    R V J H Y Q A T E M P L E S B    W E R E
G M V X    G X U C A T A C O M B S R    V F K W
G M U X I    D R X O H V B X O R A    X I A X N
J E X B I
W A C R U L
P N T E J H K C S X C O N S T A N T I N E
S D I F U C P O N T I F E X F O H W Q T Y
K P U Z C S E H J A Z D K V S T Q D D
    I N W F A M I T H R A S T R Q Y J
        J U P I T E R O M A N K I
            F Q F A W B T H Y
                B R C

```