

NAME: _____ DATE: _____
HISTORY: The Bronze Age

HISTORY

The Bronze Age

It is not necessary to carry out all the activities contained in this unit.

Please see *Teachers' Notes* for explanations, additional activities, and tips and suggestions.


Theme	The Bronze Age.
Level	A1 – B1
Language focus	vocabulary, word identification, grammar, use of student's own language.
Learning focus	Using History textbooks and accessing curriculum content and learning activities.
Activity types	Matching, word identification, structuring sentences and text, cloze, multiple choice, reading comprehension, categorising vocabulary, recording learning, developing a learning resource.
Acknowledgement	Extracts from <i>History revision for Junior Certificate</i>. Desmond O' Leary. Gill & Macmillan. We gratefully acknowledge Gill & Macmillan for the right to reproduce text in some of these activities.
Learning Record	A copy of the Learning Record should be distributed to each student. Students should: <ol style="list-style-type: none">1. Write the subject and topic on the record.2. Tick off/date the different statements as they complete activities.3. Keep the record in their files along with the work produced for this unit.4. Use this material to support mainstream subject learning.

Making the best use of these units

- **Introduction** should ensure that students understand **what** they are doing and **why**. Many students will have some difficulty in understanding both the language in the activity and the instructions/purpose for carrying out the activity.
- You can create your **personal teaching resource** by printing these units in full and filing them by subject in a large ring binder.
- **Encourage students to:**
 - Bring the relevant **subject textbooks** to language support class. It does not matter if they have different textbooks as the activities in these units refer to vocabulary and other items that will be found in all subject textbooks. These units are based on curriculum materials.
 - Take some **responsibility for their own learning** programmes by:




Developing a **personal dictionary** for different subjects, topics, and other categories of language, on an on-going basis. This prompt is a reminder.



Recording what they have learnt on the **Learning Record**, which should be distributed at the start of each unit.



Keeping their own **files** with good examples of the work produced in language support for different subjects and topics. This file will be an invaluable **learning resource** in supporting mainstream learning.



Indicates that answers may be found at the end of the unit.

Don't forget that many of the activities in these units are suitable as **homework** tasks, for **self-study**, or for use in the **subject classroom** with the agreement of the subject teacher.

NAME: _____ DATE: _____

HISTORY: The Bronze Age

Keywords

The full list of keywords for this unit is as follows:

Nouns

age
alignments
archaeologist/archaeologists
battle
bronze
charcoal
circles
cist¹
cooking
copper
death
drombeg
evidence
example
forts
gold
heat
monuments
mound / mounds
purpose
site
soil
stone / stones
swords
tin
tomb / tombs
tools
use
warfare
weapons
wedge

Verbs

to be
to construct
to cook
to die
to discover
to find
to hunt
to mount
to stand
to survive
to uncover

Adjectives

archaeological
burnt
common
Neolithic
prehistoric

Other terms

BC (Before Christ)

Irish terms

fulachta fiadh (burnt mounds)

1. this is not to be confused with a CYST which has a different meaning.

NAME: _____ DATE: _____
HISTORY: The Bronze Age

Vocabulary file 1

This activity may be done in language support class or in the mainstream subject classroom.

Word	Meaning	Word in my language
bronze		
copper		
tomb		
monument		
fort		
wedge		



Get your teacher to check this and then file it in your resource folder so you can use it in the future.

NAME: _____ DATE: _____
HISTORY: The Bronze Age

Vocabulary file 2

This activity may be done in language support class or in the mainstream subject classroom.

Word	Meaning	Word in my language
archaeologist		
drombeg		
weapon		
warfare		
battle		
tools		



Get your teacher to check this and then file it in your resource folder so you can use it in the future.

NAME: _____ DATE: _____
HISTORY: The Bronze Age

Vocabulary file 3

This activity may be done in language support class or in the mainstream subject classroom.

Word	Meaning	Word in my language
to hunt		
to mount		
to stand		
BC (Before Christ)		
archaeological		
Neolithic		



Get your teacher to check this and then file it in your resource folder so you can use it in the future.

NAME: _____ DATE: _____
HISTORY: The Bronze Age

Level: All
Type of activity: Whole class

Focus: vocabulary, spelling,
dictionary, categorising
vocabulary
Suggested time: 10 minutes

Activating students' existing knowledge

Use a spidergram to activate students' ideas and knowledge on the key points in this chapter. See **Teachers' Notes** for suggestions.

Possible key terms for the spidergram:

metals warfare monuments

- Invite students to provide key words in their own languages.
- Encourage dictionary use.
- Encourage students to organise their vocabulary into relevant categories (e.g. meaning, nouns, keywords, verbs etc.).



Students should record vocabulary and terms from the spidergram in their personal dictionaries.

NAME: _____ DATE: _____
HISTORY: The Bronze Age

Level: A1
Type of activity: Pairs or individual

Focus: vocabulary, spelling, dictionary, simple answers
Suggested time: 30 minutes

Working with words - Tick the correct answer

1)



- a) sword
- b) car
- c) house
- d) table

2)



- a) archaeologist
- b) hunters
- c) stones
- d) maths

What does 'to hunt' mean?

What do hunters hunt?

What do hunters use to hunt?

Level: A1
Type of activity: Pairs or individual

Focus: vocabulary, basic sentence structure
Suggested time: 30 minutes

Picture sentences - Tick the correct answer

1.
 - a) This is a tomb.
 - b) This is a car.
 - c) This is a watch.

2.
 - a) This is the sun.
 - b) This is a battle.
 - c) This is the moon.

3.
 - a) This is food
 - b) This is my brother.
 - c) This is a pen.

4.
 - a). This is a house
 - b). This is a sword.
 - c). This is a watch.

5.
 - a). This is a circle
 - b). This is a boy.
 - c). This is a clock.



Finish these sentences using words from the box.

1. The men are _____ for _____.
2. The warriors are _____ a _____.
3. The people are _____ in the _____.

standing	battle	hunting
food	fighting	circle

NAME: _____ DATE: _____

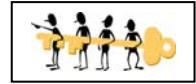
HISTORY: The Bronze Age

Level: A1 / A2
Type of activity: Pairs or individual

Focus: word identification, vocabulary, structuring answer
Suggested time: 20 minutes

Odd One Out

Circle the word which does not fit with the other words in each line.



Example: chair desk book **train**

- 1. copper tin stone gold
- 2. drombeg monument tiger stone circle
- 3. fort garden flower trees
- 4. weapon axe brother sword

What is sunrise? _____

What is sunset? _____

Explain the importance of sunrise and sunset for people in the past:



Are all these words in your personal dictionary?



Have you ticked this activity on your Learning Record?

NAME: _____ DATE: _____

HISTORY: The Bronze Age

Level: A2 / B1
Type of activity: Individual

Focus: key vocabulary,
structuring sentences
Suggested time: 40 minutes

Hidden History keywords

Fill in the missing letters of the keywords listed below.

On the line beside each word, write whether the word is a noun, an adjective or a verb.

1. h_nt_n_ _____

2. w_ap_n_ _____

3. c_ok_n_ _____

4. d_om_e_ _____

Find each word in your text book. Put each word into a short sentence.

1. _____

2. _____

3. _____

4. _____



Check that these keywords are in your personal dictionary.

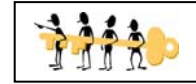


NAME: _____ DATE: _____
 HISTORY: The Bronze Age

Level: A1 / A2
Type of activity: Pairs or individual

Focus: key vocabulary, pronunciation, spelling
Suggested time: 20 minutes

Unscramble the letters



1. This was an outdoor cooking place FTHLACUA FDHIA

Answer _____

2. An axe is a type of WPNOEA

Answer _____

3. When people die, they are buried in TBMOS

Answer _____

4. This was made in Ireland about 2000 BC BZORNE

Answer _____

Look at each word as you write the answer.

Is your spelling correct?

Can you pronounce the word?

Do you know what the word means?

Have you got

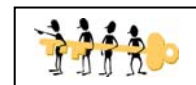
Solve the secret code



English=	A	C	D	E	F	I	N	M	O	S	T	U
Code=	B	X	Y	F	G	Q	R	O	L	E	A	W

example: EAWYFRA = STUDENT

OLWRA: _____



Level: A2 / B1
Type of activity: Pairs or individual

Focus: reading comprehension, extracting meaning from text, vocabulary, tenses
Suggested time: 30 minutes

Completing sentences


Fill in the blanks in these sentences. Use words from the Word Box below.

1. _____ is an alloy (mixture) of tin and copper.
2. Copper occurs in Ireland and archaeologists have _____ ancient _____ mines at Mount Gabriel near Bantry.
3. Tin, however, had to be imported and this indicates that Ireland had regular contact with tin-producing areas in Europe.
4. _____ smelted the ores to extract the pure tin and copper.
5. The _____ were then mixed and poured into moulds to produce spearheads, arrow heads, axes, swords and daggers.
6. The swords and daggers indicate that warfare was becoming common in Ireland and this is confirmed by finds of wooden shields covered with leather and studded with bronze.



Word Box

excavated Bronze copper
 metals smiths



Tenses

Present	Past
to hunt	
to be	
to stand	
to produce	
to make	

Highlight the irregular verbs.

NAME: _____ DATE: _____

HISTORY: The Bronze Age

Level: A2 / B1

Type of activity: Pairs / small groups

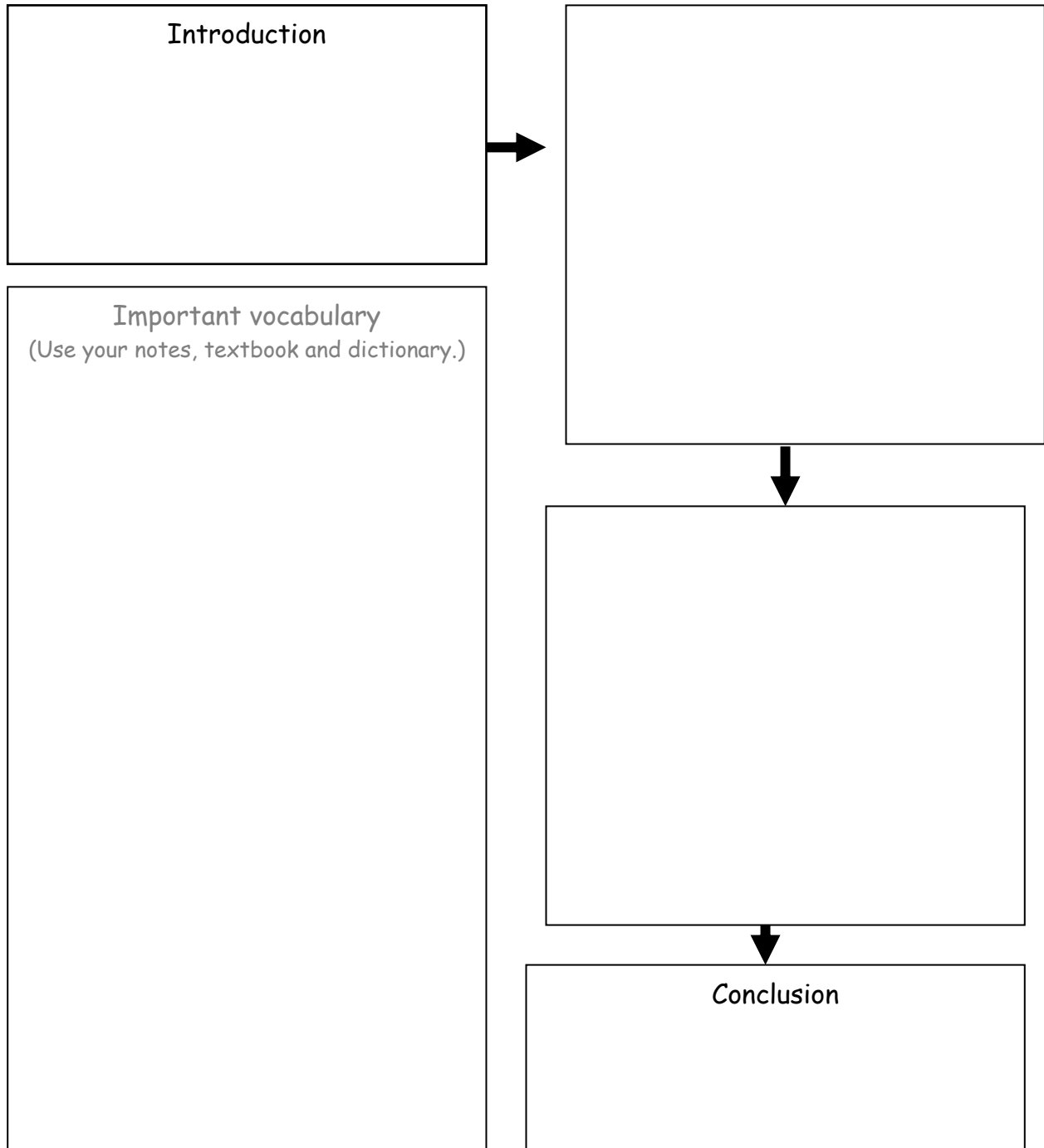
Focus: vocabulary, structure, creating text, spoken production
Suggested time: 40 minutes

You must give a talk to the other people in your class. The topic of your talk is:

Living in Ireland in the Bronze Age.

Use all the information that you have collected in these exercises. You should also use your text book.

With your partner you should plan what you are going to say by making notes on this chart:



NAME: _____ DATE: _____

HISTORY: The Bronze Age

Level: All
Type of activity: Individual

Focus: verbs, dictionary work, word identification and categorisation
Suggested time: 30 minutes

Grammar points

In this Unit, we came across the following verbs:

- to stand
- to hunt
- to make

Look up these words in your dictionary and write your own definition.

Verb	Meaning	In my language
to stand		
to hunt		
to make		

Adjective Hunt

Circle 10 adjectives in these columns.

Score 4 points for each correct answer.

Who will score the highest? Perhaps you will. Good luck!

wooden

stony

living

clear

red

car

beautiful

good

house

hunt

horse

fields

cold

tube

passage

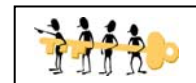
new

monuments

tomb

car

fast



Score: _____ points

NAME: _____ DATE: _____

HISTORY: The Bronze Age

Level: A2 – B1

Type of activity: Individual/pair

Focus: prepositions, sentence structure

Suggested time: 45 minutes

Grammar Points

Prepositions

1. The following sentences are all about life in the Bronze Age. However, many of the prepositions are missing. Read through the sentences and fill in the missing prepositions from the list.

to in around on during of in

- _____ about 2,000 BC new people came _____ Ireland and brought with them a very important invention.
- Bronze Age people often settled close _____ to rivers and lakes.
- _____ the buildings they built a timber fence.
- The grain was ground _____ saddle stones
- Food was stored _____ wooden baskets or pottery vessels.
- _____ the Bronze Age a new method _____ cooking was used.
- Bronze Age people dug a hole _____ the ground and lined it with flat stones.
- The meat was wrapped _____ straw and put _____ the water.
- Tall stones were placed _____ circles or _____ rows or stood _____ their own.
- The entrance _____ the stone circles is usually in the north east _____ the circle.

2. Next it's your turn. Pick a chapter from your textbook. Rewrite six sentences leaving out the prepositions. Make a list of the missing prepositions. Now swap sentences with another student and fill in the missing prepositions in one another's sentences.



Get your teacher to check this, then file it in your resource folder so you can use it in the future.

NAME: _____ DATE: _____
HISTORY: The Bronze Age

Alphaboxes

Level A1 and A2

Using your textbook, find one word beginning with each of the letters of the alphabet.
Write the word in the relevant box. You could also write the word in your own language.

a	b	c
d	e	f
g	h	i
j	k	l
m	n	o
p	q	r
s	t	u
v	w	xyz

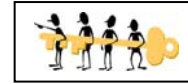
Do you understand all these words?



Get your teacher to check this, then file it in your folder so you can use it in the future.

NAME: _____ DATE: _____
 HISTORY: The Bronze Age

Word search



Level: All levels

Find the words below. When you have found all the words, write each word in your own language.

Z C P R X
 A Z S T O N E S
 W E D G E T B Z
 V T O M B S S L C
 M C I S T S H K P B
 M L W L G S V O V D B C J K
 N T M V H C O P P E R W Y B R O N Z E J
 A G E E V A F O R T H U N T I N G Q U F R
 T I N V W E A P O N S B M O N U M E N T S X
 Y G T C I R C L E S W O R D S E U Y O H T K
 K L I D R O M B E G T N E O L I T H I C A J
 W A R F A R E T O M B Y I S T O N E P L N O
 F A L I G N M E N T S N K B A T T L E R
 H K S I A H X D
 X G N X

AGE	NEOLITHIC
ALIGNMENTS	STONE
BATTLE	STONES
BRONZE	SWORDS
CIRCLE	TIN
CIST	TOMB
COPPER	TOMBS
DROMBEG	WARFARE
FORT	WEAPONS
HUNTING	WEDGE
MONUMENTS	

NAME: _____ DATE: _____

HISTORY: The Bronze Age

Play Snap

Make Snap cards with 2 sets of the same keywords. See *Notes for teachers* for ideas about how to use the cards.



crannog	crannog
copper	copper

NAME: _____ DATE: _____

HISTORY: The Bronze Age

drombeg

drombeg

made

made

bronze

bronze

NAME: _____ DATE: _____

HISTORY: The Bronze Age

forts

forts

tomb

tomb

battle

battle

NAME: _____ DATE: _____

HISTORY: The Bronze Age

monuments

monuments

weapons

weapons

hunted

hunted

NAME: _____ DATE: _____
HISTORY: The Bronze Age

Answer key

Odd One Out = stone, tiger, fort, brother

Letter Scramble = fulachta fiadh
weapon
tombs
bronze

Secret Code = mount

Completing Text =

Bronze

1. Bronze is an alloy (mixture) of tin and copper.
2. Copper occurs in Ireland and archaeologists have excavated ancient copper mines at Mount Gabriel near Bantry.
3. Tin, however, had to be imported and this indicates that Ireland had regular contact with tin-producing areas in Europe.
4. Smiths smelted the ores to extract the pure tin and copper.
5. The metals were then mixed and poured into moulds to produce spearheads, arrow heads, axes, swords and daggers.
6. The swords and daggers indicate that warfare was becoming common in Ireland and this is confirmed by finds of wooden shields covered with leather and studded with bronze.

(History revision for Junior Certificate, page 6)

Multiple Choice = a, a, c, a, a

Grammar Points = wooden, stony, living, clear, red, beautiful, good, cold, new, fast

NAME: _____ DATE: _____

HISTORY: The Bronze Age

Word Search:

Z C P R X
A Z S T O N E S
W E D G E T B Z
V F O M B S S L C
M G I S T S H K P B
M L W L G S V O V D B C J K
N T M V H G O P P E R W Y B R O N Z E J
A G E E V A F O R T H U N T I N G Q U F R
F I N V W E A P O N S B M O N U M E N T S X
Y G T C I R C L E S W O R D S E U Y O H T K
K L I D R O M B E G T N E O L I T H I G A J
W A R F A R E T O M B Y I S T O N E P L N O
F A L E I G N M E N T S N K B A T T L E R
H K S I A H X D
X G N X